


Deck the Halls with Delight: Dozens of Decorating Ideas for a Sweet Holiday

As the festive season approaches, it's time to let your imagination soar and transform your home into a winter wonderland. From twinkling lights to cozy throws, there are endless ways to create a warm and inviting atmosphere that will make your holiday memories even sweeter. Here, we present you with an inspiring collection of dozens of decorating ideas to help you deck the halls with delight:



Cookie Craft Christmas: Dozens of Decorating Ideas for a Sweet Holiday by Valerie Peterson

★★★★☆ 4.5 out of 5

Language	: English
File size	: 8749 KB
Text-to-Speech	: Enabled
Screen Reader	: Supported
Enhanced typesetting	: Enabled
X-Ray	: Enabled
Word Wise	: Enabled
Print length	: 224 pages
Lending	: Enabled



1. Garland Galore

- **Evergreen Garland:** Adorn your fireplace, staircase, or window frames with lush greenery that evokes the spirit of Christmas trees.
- **DIY Paper Garland:** Fold and cut colorful paper into festive shapes like snowflakes, stars, or ornaments to create a unique and

personalized touch.

- **Pom-Pom Garland:** Craft fluffy pom-poms in holiday hues and string them together for a playful and whimsical garland.
- **Popcorn Garland:** Pop some popcorn, thread it onto a string, and paint it with metallic or glitter paint for a festive touch.
- **Candy Cane Garland:** Hang a string of candy canes from the ceiling or doorways for a sweet and nostalgic decoration.

2. Festive Wreaths

- **Traditional Wreath:** Create a classic wreath using fresh greenery like pine, spruce, or fir, embellished with ribbons and ornaments.
- **DIY Pinecone Wreath:** Gather pinecones from your backyard or local park and glue them onto a wire wreath form for a natural and woodland-inspired look.
- **Gingerbread Wreath:** Bake gingerbread cookies in wreath shapes and decorate them with icing, sprinkles, and candy.
- **Fabric Wreath:** Wrap your wreath form with strips of fabric in complementary patterns and colors for a cozy and elegant touch.
- **Yarn Wreath:** Wrap a grapevine wreath with colorful yarn and secure it with glue for a bohemian and festive decoration.

3. Cozy Bedding

- **Plaid Sheets:** Snuggle up in cozy plaid sheets in classic holiday hues like red, green, and white.

- **Sherpa Blanket:** Wrap yourself in a soft and plush sherpa blanket for extra warmth and comfort during winter nights.
- **Festive Throw Pillows:** Add a touch of holiday cheer to your bedding with throw pillows adorned with festive patterns like reindeer, snowmen, or gingerbread men.
- **Embroidered Monogram:** Personalize your bedding with a monogrammed pillowcase featuring your initials or a special message.
- **Cozy Headboard:** Create a cozy and inviting headboard by upholstering it with a soft and textured fabric like velvet or faux fur.

4. Twinkling Lights

- **Fairy Lights:** String fairy lights along your walls, fireplace, or Christmas tree for a magical and enchanting glow.
- **LED Candles:** Place LED candles in lanterns or on windowsills for a festive and flameless alternative to traditional candles.
- **Twinkle Garland:** Hang a twinkle garland on your tree or mantle for a cascade of sparkling lights.
- **Star Projector:** Create a starry night sky in your room with a star projector that projects twinkling stars onto your ceiling.
- **Lighted Snowflakes:** Decorate your windows with lighted snowflakes for a winter wonderland effect.

5. Festive Centerpieces

- **Candy Cane Centerpiece:** Arrange candy canes in a clear vase or bowl to create a sweet and cheerful centerpiece.

- **Gingerbread House:** Build a festive gingerbread house and decorate it with icing, sprinkles, and candies.
- **DIY Pinecone Centerpiece:** Fill a glass jar with pinecones and add a few drops of essential oil for a natural and aromatic touch.
- **Fruit and Greenery Centerpiece:** Combine fresh fruit like apples, oranges, and cranberries with greenery like rosemary and holly for a vibrant and festive centerpiece.
- **Candles and Ornaments Centerpiece:** Place candles of different heights in a decorative tray and surround them with ornaments for a warm and inviting centerpiece.

6. Personalized Ornaments

- **DIY Salt Dough Ornaments:** Mix flour, salt, and water to create salt dough and shape it into ornaments using cookie cutters or your own imagination.
- **Polymer Clay Ornaments:** Use colorful polymer clay to create intricate and personalized ornaments that can be baked in the oven.
- **Photo Ornaments:** Print out special photos and glue them onto clear ornaments for a sentimental touch.
- **Hand-Painted Ornaments:** Free Download plain wooden or ceramic ornaments and paint them with festive designs using acrylic paints.
- **Embroidered Ornaments:** Embroider holiday motifs onto felt or fabric and cut them into ornament shapes.


7. Festive Mantel Decor

- **Holiday Garland:** Drape your mantel with a festive garland featuring twinkling lights, ornaments, or greenery.
- **Christmas Stockings:** Hang personalized Christmas stockings on your mantel for a classic and cozy touch.
- **Winter Candles:** Place winter-scented candles on your mantel for a warm and inviting ambiance.
- **Greenery and Pinecones:** Arrange fresh greenery and pinecones on your mantel for a natural and woodland-inspired look.
- **DIY Snow Globes:** Create miniature snow globes by filling clear jars with water, glitter, and small figurines.

8. Creative Outdoor Decor

- **Lighted Christmas Trees:** Illuminate your front yard with lighted Christmas trees in various sizes and shapes.
- **Rooftop Reindeer:** Install rooftop reindeer that appear to be grazing or flying above your home.
- **Snowman Family:** Build a snowman family in your yard using different sizes of snowballs and decorate them with scarves, hats, and carrots.
- **DIY Ice Lanterns:** Freeze water in balloons and once frozen, remove the balloons to create ice lanterns that can be illuminated with LED candles.
- **Projection Lights:** Project festive images like reindeer, snowmen, or Santa Claus onto your house or trees.


With endless possibilities to decorate for the holidays, let your creativity soar and embrace the magic of the season. From festive garlands and cozy bedding to twinkling lights and personalized ornaments, these dozens of decorating ideas will inspire you to create a warm and inviting atmosphere that will make your home a holiday haven. So gather your loved ones, put on some festive tunes, and enjoy the joy of decking the halls with delight.



Cookie Craft Christmas: Dozens of Decorating Ideas for a Sweet Holiday by Valerie Peterson


★ ★ ★ ★ ☆ 4.5 out of 5

Language : English
File size : 8749 KB
Text-to-Speech : Enabled
Screen Reader : Supported
Enhanced typesetting : Enabled
X-Ray : Enabled
Word Wise : Enabled
Print length : 224 pages
Lending : Enabled



James Madison: His Notes on the Constitutional Debates of 1787, Vol. I

James Madison's Notes on the Constitutional Debates of 1787 are a vital source for understanding the creation of the United States Constitution. This...



The Dementia Etiquette Manual: A Comprehensive Guide to Understanding and Caring for Persons with Dementia

If you're like most people, you probably don't know much about dementia. That's understandable. Dementia is a complex and challenging condition that affects...